



**MAYORS FOR A
GUARANTEED
INCOME**

**TAX
MARCH**

ALGIresearch

Economic Security Project Action

Findings and Recommendations from
Online Polling in Key States

March 2021

Survey Methodology



ALG Research conducted statewide surveys of N=600+ registered voters in Arizona, California, Georgia, Nevada, New Hampshire, Pennsylvania, and West Virginia. The total sample size across all states is N=4,262



Interviews were conducted February 19-25, 2021.



This survey was conducted online, sent via email and SMS. The 95% confidence interval for the project overall is +/- 1.5%. For California, the 95% confidence interval is +/- 3.82%, and +/- 4.0% for every other state.



MAYORS FOR A
GUARANTEED
INCOME

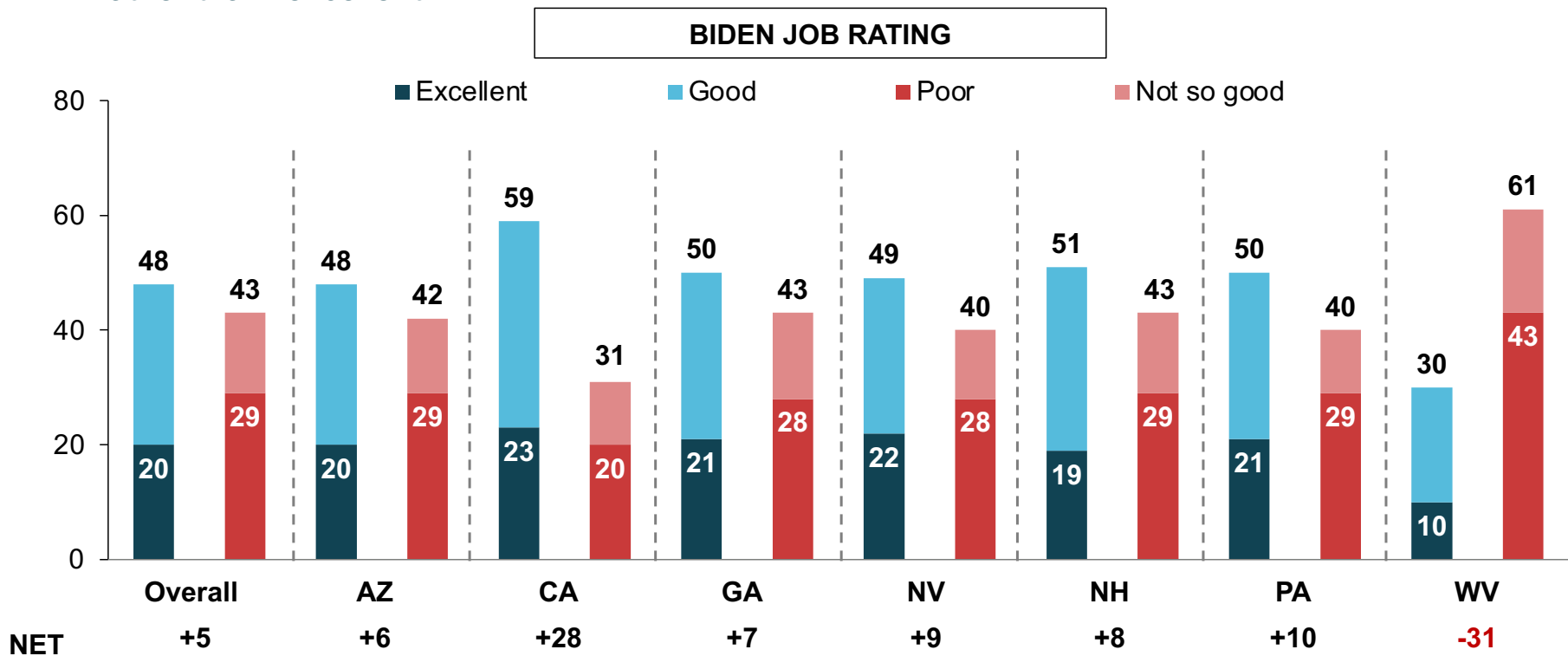
TAX
MARCH

ALG|research

POLITICAL LANDSCAPE

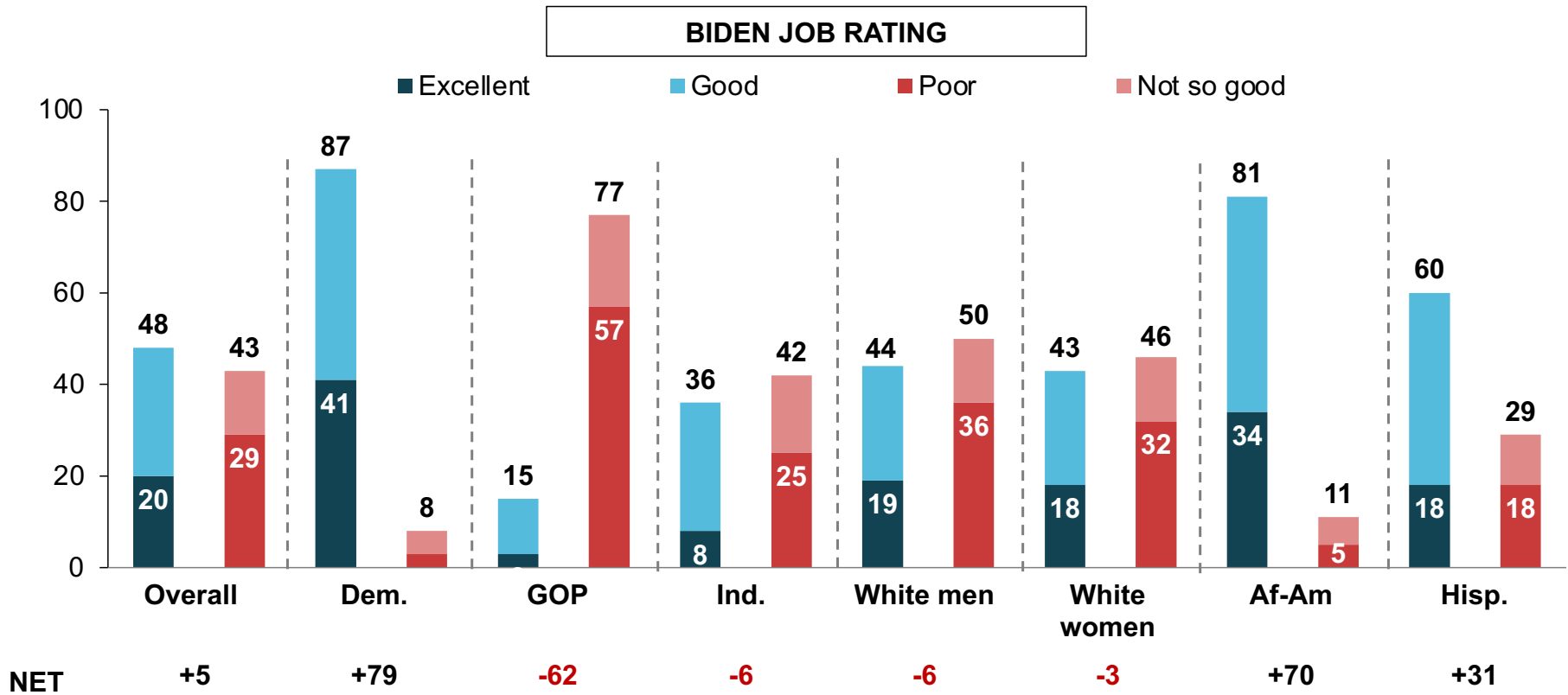
President Biden's job rating is above water in battleground states – and only underwater in West Virginia.

Biden's approval ratings are still fairly soft in this early juncture, as more voters rate him "good" rather than "excellent."



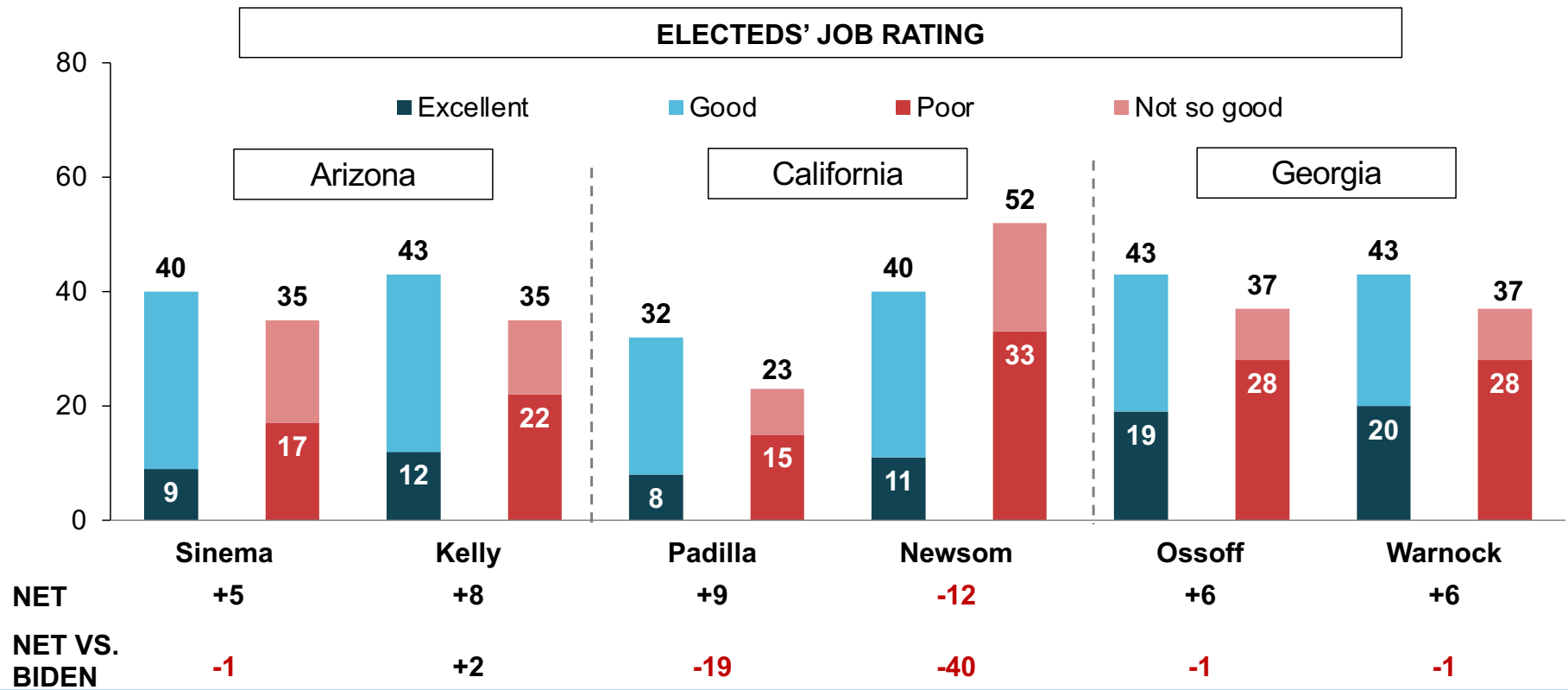
The president's positive rating is driven by strong support among voters of color.

Self-ID Independent voters are fairly split on Biden's early job performance.



Each Democratic senator in AZ, CA, and GA have positive job ratings, but only newly-elected Mark Kelly is outpacing Biden's numbers in their home state.

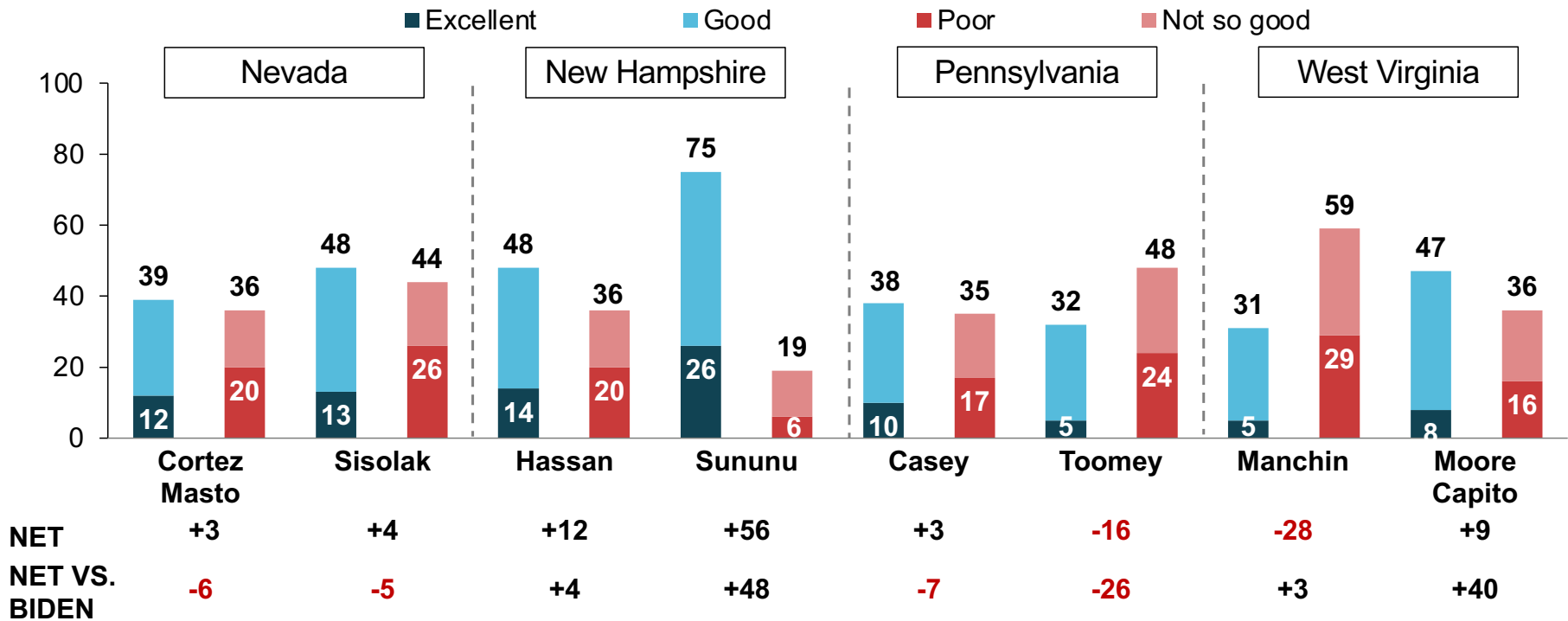
Gavin Newsom's job rating is 12 points underwater and 40 points behind President Biden's in CA.



Senators Cortez Masto, Hassan, Moore Capito, and Casey are all above water on approval, but below 50% positive overall.

The job ratings of Toomey and Manchin are both deeply negative, while Governor Sununu continues to be among the nation's most-liked governors.

ELECTEDS' JOB RATING





MAYORS FOR A
GUARANTEED
INCOME

TAX
MARCH

ALG|research

ECONOMIC RECOVERY

A plurality of voters in each state believe sending additional stimulus checks to households is the most important part of an economic recovery bill.

Additional checks are seen as the most important component of the bill by at least a 2-to-1 margin over the other potential elements.

Which of the following do you think is the most important component for Congress and the Biden Administration to include in an economic recovery bill?

% Top Component – Recovery Bill Top Tier	Overall	AZ	CA	GA	NV	NH	PA	WV
Sending additional stimulus checks directly to households	39%	39%	40%	42%	45%	33%	42%	34%
Investing in U.S. manufacturing, to boost American-made products and “Buy American” programs	18%	20%	12%	17%	17%	18%	19%	24%
Rebuilding our infrastructure, including roads, bridges, rail, and expanded broadband	12%	12%	11%	9%	8%	17%	11%	17%

Voters place far less importance on issues outside of stimulus checks, infrastructure, or boosting domestic manufacturing.

Which of the following do you think is the most important component for Congress and the Biden Administration to include in an economic recovery bill?

% Top Component – Recovery Bill Lower Tier	Overall	AZ	CA	GA	NV	NH	PA	WV
Investing in energy-efficient buildings and homes, clean energy innovation, and fighting carbon pollution	5%	5%	9%	4%	4%	8%	4%	3%
Ensuring that disadvantaged communities receive 40% of spending on clean energy, transportation, and affordable housing	4%	4%	5%	6%	6%	5%	4%	2%
Passing universal paid sick days and 12 weeks of paid family and medical leave	4%	5%	4%	3%	4%	4%	3%	3%
Permanently expanding the child tax credit for families	3%	2%	3%	4%	2%	2%	2%	2%
Making preschool universal and high-quality childcare more affordable	3%	4%	3%	5%	2%	2%	1%	1%

Additional stimulus checks are the top priority across the partisan spectrum, even among a plurality of Republicans.

White women and voters of color are among the most likely to mention additional checks.

Which of the following do you think is the most important component for Congress and the Biden Administration to include in an economic recovery bill?

% Top Component – Recovery Bill Top Tier	Overall	Dem.	GOP	Ind.	White men	White women	Af-Am	Hisp.	Check Recip.	No Check
Sending additional stimulus checks directly to households	39%	47%	33%	36%	33%	43%	50%	46%	48%	20%
Investing in U.S. manufacturing, to boost American-made products and “Buy American” programs	18%	8%	29%	15%	22%	20%	9%	9%	15%	25%
Rebuilding our infrastructure, including roads, bridges, rail, and expanded broadband	12%	11%	13%	12%	20%	9%	5%	4%	10%	19%



MAYORS FOR A
GUARANTEED
INCOME

TAX
MARCH

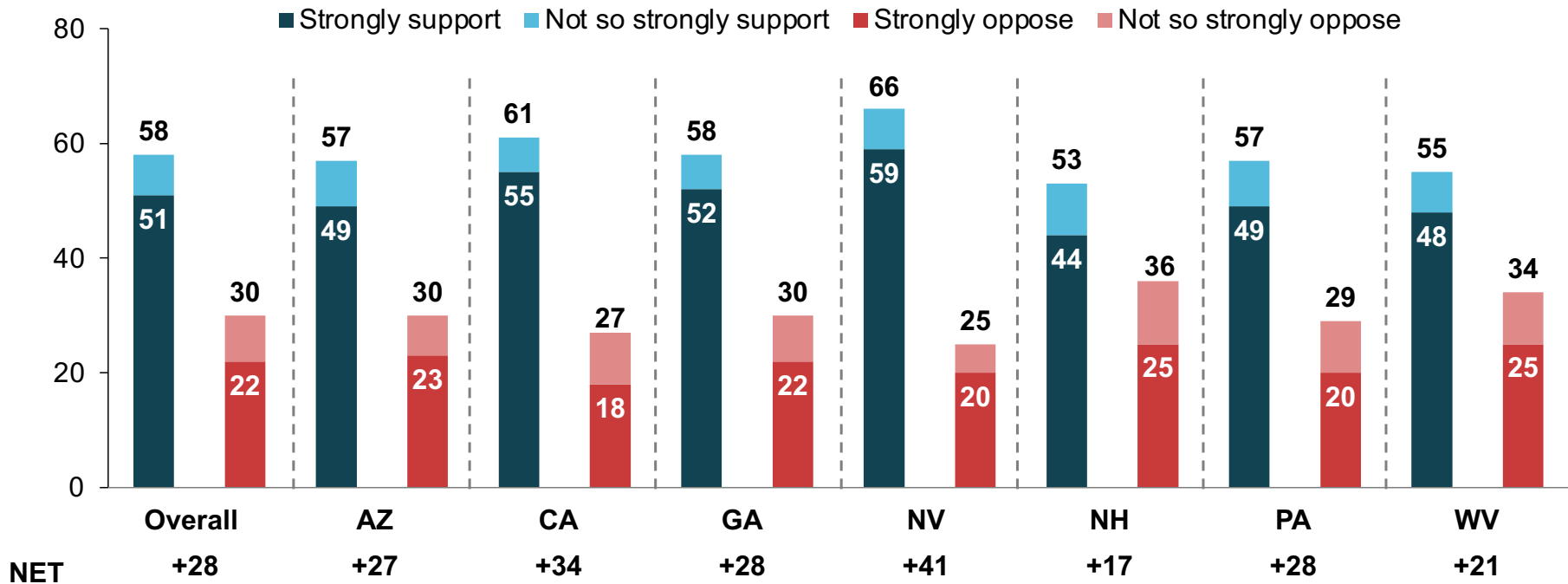
ALG|research

RECURRING CHECKS

Majorities in every state support issuing recurring payments until the end of the public health emergency.

Not only are recurring payments popular – they have intense support across these states.

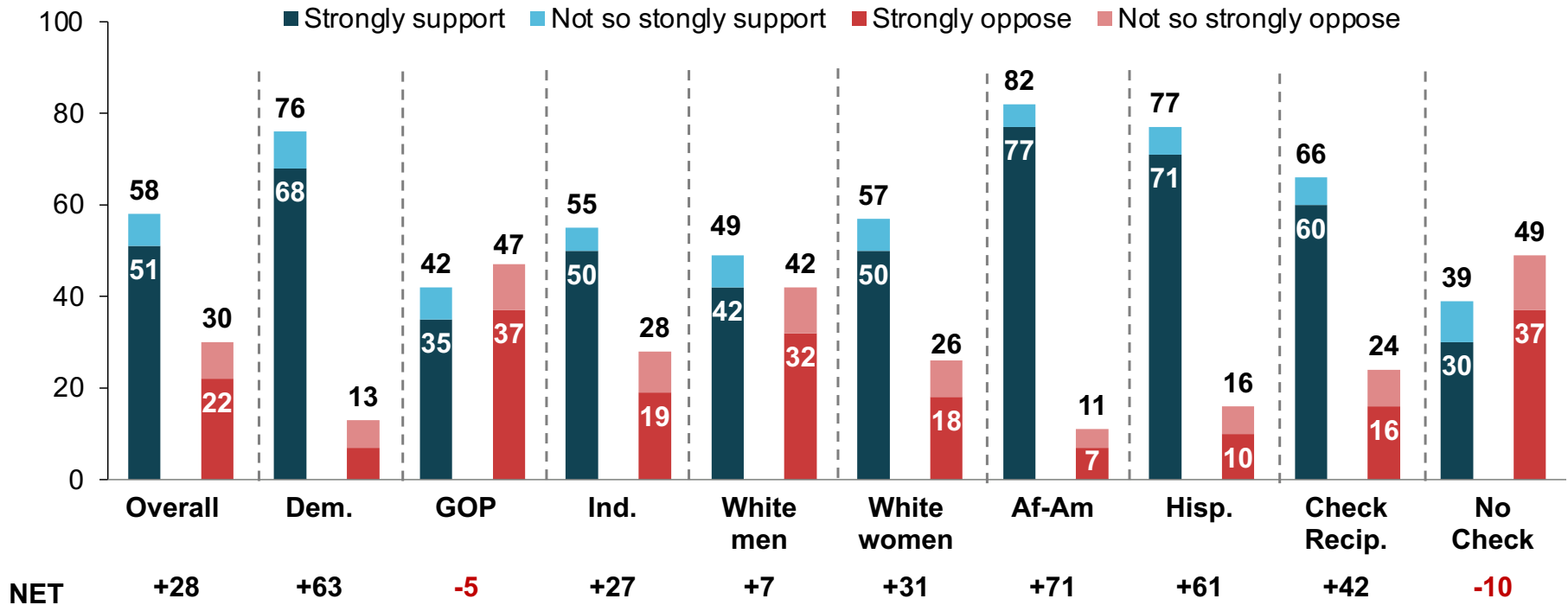
Do you support or oppose issuing regular payments until the public health emergency has ended, instead of a one-time payment?



Democrats, African Americans, and Latinx / Hispanic voters overwhelmingly support recurring payments.

Independents are 2-to-1 in favor, while Republicans are closely divided. Voters who expect to receive another check are net 52-points more supportive than voters who don't expect a check.

Do you support or oppose issuing regular payments until the public health emergency has ended, instead of a one-time payment?



Strong majorities favor having recurring payments tied to economic indicators, rather than leaving the decision to Congress.

Which statement is closest to your opinion?

% Agree	Overall	AZ	CA	GA	NV	NH	PA	WV
Payments should be tied to the economy, with payments made whenever economic indicators like the unemployment rate show that we are in a recession	62%	62%	59%	62%	65%	55%	65%	66%
Congress should be responsible for determining when additional payments should be made to Americans	24%	21%	27%	25%	23%	30%	22%	19%

Even across partisan and racial divides, voters prefer recurring payments being tied to the economy.

Which statement is closest to your opinion?

% Agree	Overall	Dem.	GOP	Ind.	White men	White women	Af-Am	Hisp.	Check Recip.	No Check
Payments should be tied to the economy, with payments made whenever economic indicators like the unemployment rate show that we are in a recession	62%	66%	60%	56%	58%	64%	68%	65%	66%	56%
Congress should be responsible for determining when additional payments should be made to Americans	24%	24%	25%	20%	30%	19%	22%	24%	24%	29%

Voters believe working-class and poor Americans should be eligible for these checks – not the wealthy or upper-middle class.

Opinions are more divided as to whether or not middle-class Americans should be eligible.

If regular payments were issued, who do you think should be eligible to receive these checks?

% Should Receive Check	Overall	AZ	CA	GA	NV	NH	PA	WV
The wealthiest Americans	3%	4%	5%	4%	4%	2%	2%	2%
Upper-middle-class Americans	11%	11%	13%	10%	12%	9%	10%	10%
Middle-class Americans	52%	53%	53%	52%	54%	49%	56%	47%
Working-class Americans	68%	65%	69%	66%	72%	68%	72%	67%
Poor Americans	66%	65%	66%	66%	69%	66%	67%	64%
There should not be recurring payments	17%	19%	14%	17%	17%	20%	16%	19%

Strong majorities across ideologies and demographics support recurring checks going to working-class and poor Americans.

If regular payments were issued, who do you think should be eligible to receive these checks?

% Should Receive Check	Overall	Dem.	GOP	Ind.	White men	White women	Af-Am	Hisp.
The wealthiest Americans	3%	4%	3%	3%	4%	1%	5%	7%
Upper-middle-class Americans	11%	12%	9%	13%	10%	9%	11%	19%
Middle-class Americans	52%	62%	42%	52%	46%	53%	60%	65%
Working-class Americans	68%	81%	56%	67%	61%	71%	77%	79%
Poor Americans	66%	80%	51%	70%	58%	69%	77%	74%
There should not be recurring payments	17%	4%	31%	14%	24%	16%	3%	7%

More than 40% of recipients say a \$1,400 check would last them a month or less, and 70% say less than three months.

*[ASKED ONLY TO THOSE WHO EXPECT TO RECEIVE A CHECK FROM THE NEXT ROUND OF COVID RELIEF]
If you were to receive a \$1,400 check, how long do you think it would take you to spend this money?*

% How long \$1,400 check would last	Overall	Dem.	GOP	Ind.	White men	White women	Af-Am	Hisp.
1 month or less	42%	43%	40%	43%	39%	42%	44%	52%
2-3 months	28%	34%	24%	26%	28%	28%	31%	28%
More than 3 months	16%	12%	19%	14%	18%	16%	12%	8%
Don't know	14%	11%	16%	17%	15%	14%	13%	11%



MAYORS FOR A
GUARANTEED
INCOME

TAX
MARCH

ALG|research

RECURRING CHECKS MESSAGING

Voters were shown the following positive messages in support of recurring survival checks.

Positive Messages Tested

[HOUSING] Millions of Americans are unable to pay their rent or mortgage due to the impacts of this pandemic. Providing regular survival checks protects families from evictions and foreclosures, helping to keep families out of poverty.

[BASIC NEEDS] Regular survival checks are a way to help struggling families take care of their basic needs – so more people can get back on their feet and make it through the current recession.

[WORKING-CLASS] Regular survival checks help working-class people like waiters and hairdressers, and even small-business owners who are struggling to make ends meet.

[CRACKS IN UI] During the current pandemic and recession, two-thirds of working-class Americans who have lost income haven't received unemployment benefits. Regular survival checks help make sure more families don't fall through the cracks.

[SMALL BIZ] Providing regular survival checks will allow families to buy the things they need, which boosts small businesses and will prevent layoffs until the economy gets back on track.

All positive messages work with similarly strong efficacy, but Housing is slightly more convincing and our best framework overall.

% Very Convincing	Overall	AZ	CA	GA	NV	NH	PA	WV
[HOUSING]	49%	51%	48%	49%	53%	46%	49%	45%
[BASIC NEEDS]	45%	46%	47%	46%	49%	44%	43%	42%
[WORKING-CLASS]	44%	41%	40%	43%	48%	42%	46%	45%
[CRACKS IN UI]	44%	41%	48%	42%	48%	42%	43%	44%
[SMALL BIZ]	41%	40%	42%	39%	48%	39%	42%	39%

Housing is the most effective message across the board, especially with people who become more supportive of recurring checks during the poll.

Gainers (whom we pick up during the poll) are disproportionately white women 50+, white Democrats 50+, white Republican women, and moderates.

% Very Convincing	Overall	Gainers	Dem.	GOP	Ind.	White men	White women	Af-Am	Hisp.
[HOUSING]	49%	45%	64%	35%	45%	41%	51%	64%	62%
[BASIC NEEDS]	45%	39%	59%	32%	42%	37%	47%	60%	58%
[WORKING-CLASS]	44%	39%	55%	33%	40%	38%	47%	51%	50%
[CRACKS IN UI]	44%	40%	58%	32%	39%	36%	47%	54%	58%
[SMALL BIZ]	41%	30%	54%	30%	39%	35%	43%	50%	52%

Voters were shown the following negative messages in opposition to recurring checks.

Negative Messages Tested

[DEBT] This plan adds trillions of dollars to the national debt that our children and grandchildren will have to pay back.

[DISCOURAGE] Issuing regular payments with no strings attached will discourage too many people from finding work and contributing to the economy.

[CHINA] Giving out regular payments will put us hundreds of billions of dollars further in debt to countries like China.

[RECIPIENTS] Giving out regular checks would give money to many people who are still employed and don't need help.

[UNSPENT] The previous stimulus dollars are not yet fully spent. We shouldn't be handing out even more money before the previous funds are used.

While none of the negative messages are as convincing as any of our positives, the debt argument tests with a bit higher potency.

% Very Convincing	Overall	AZ	CA	GA	NV	NH	PA	WV
[DEBT]	34%	35%	29%	37%	29%	35%	35%	37%
[DISCOURAGE]	31%	34%	28%	33%	29%	31%	31%	33%
[CHINA]	29%	31%	27%	30%	25%	31%	28%	33%
[RECIPIENTS]	24%	25%	22%	25%	20%	24%	26%	24%
[UNSPENT]	19%	21%	18%	20%	17%	20%	18%	22%

Not surprisingly, the debt message plays well with Republicans and white men – as well as those who don't expect to get a stimulus check.

% Very Convincing	Overall	Dem.	GOP	Ind.	White men	White women	Af-Am	Hisp.	Check Recip.	No Check
[DEBT]	34%	17%	52%	28%	42%	32%	21%	24%	28%	49%
[DISCOURAGE]	31%	16%	48%	26%	37%	29%	18%	30%	27%	43%
[CHINA]	29%	14%	46%	23%	36%	28%	14%	24%	25%	39%
[RECIPIENTS]	24%	16%	34%	18%	29%	21%	15%	22%	21%	34%
[UNSPENT]	19%	11%	29%	14%	26%	15%	14%	15%	16%	29%



MAYORS FOR A
GUARANTEED
INCOME

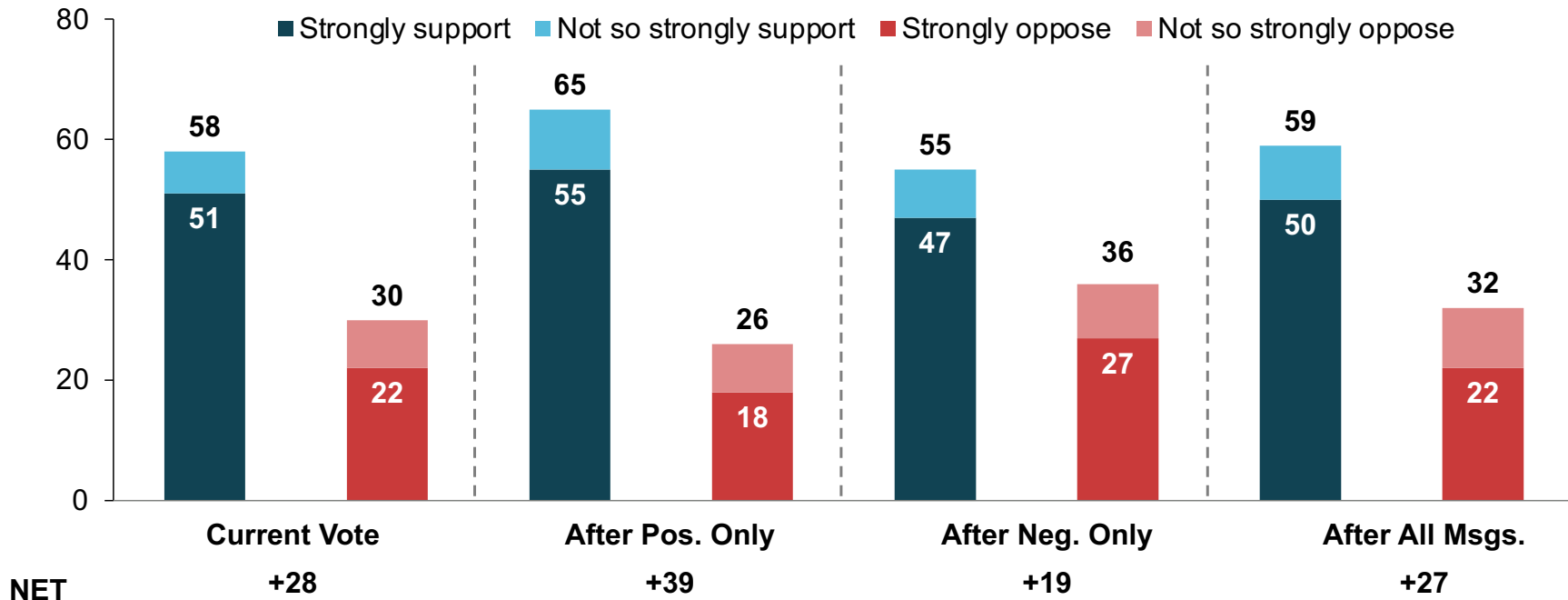
TAX
MARCH

ALG|research

POST-MESSAGING SUPPORT

Opinions on recurring checks remain strong and resilient throughout message testing. Even when voters only hear opponent attacks, a majority still supports recurring checks. Strong intensity in support of recurring payments holds steady. Most voters understand the issue and have chosen a side – most often ours.

Do you support or oppose issuing regular payments until the public health emergency has ended, instead of a one-time payment?



Voters in Georgia and Nevada are the most persuadable to messages from either side. But like voters in the other states, they revert back to their original viewpoint after hearing from both sides.

Do you support or oppose issuing regular payments until the public health emergency has ended, instead of a one-time payment?

Net Support for Regular Payments	Overall	AZ	CA	GA	NV	NH	PA	WV
Current Vote	+28	+27	+34	+28	+41	+17	+28	+21
After positive messages only	+39	+35	+42	+47	+58	+28	+38	+29
After negative messages only	+19	+18	+23	+14	+26	+11	+26	+16
After all messages	+27	+24	+30	+27	+42	+18	+26	+21

We lose a little ground among African-American and Hispanic voters, but there's minimal movement overall after respondents hear from both sides.

Do you support or oppose issuing regular payments until the public health emergency has ended, instead of a one-time payment?

Net Support for Regular Payments	Overall	Dem.	GOP	Ind.	White men	White women	Af-Am	Hisp.	Check Recip.	No Check
Current Vote	+28	+63	-5	+27	+7	+31	+71	+61	+42	-10
After positive messages only	+39	+71	+8	+41	+18	+44	+70	+74	+51	+16
After negative messages only	+19	+57	-16	+15	-	+22	+64	+49	+37	-28
After messages from both sides	+27	+64	-8	+27	+10	+30	+63	+50	+43	-13



MAYORS FOR A
GUARANTEED
INCOME

TAX
MARCH

ALG|research

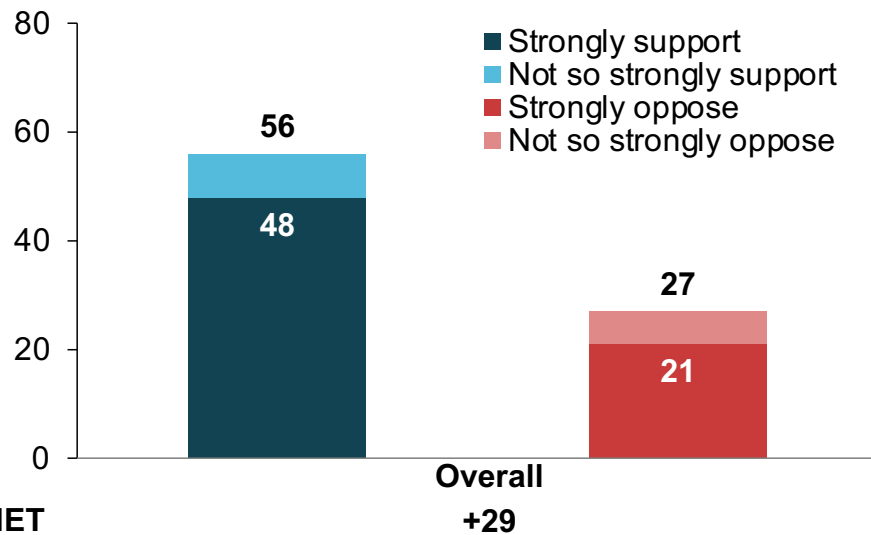
ADDITIONAL QUESTIONS

There is strong support for raising taxes on millionaires. Voters also support repealing the Trump/GOP tax cuts by a 2:1 margin.

Both initiatives have clear majority support when framed as an effort to pay for recurring relief checks.

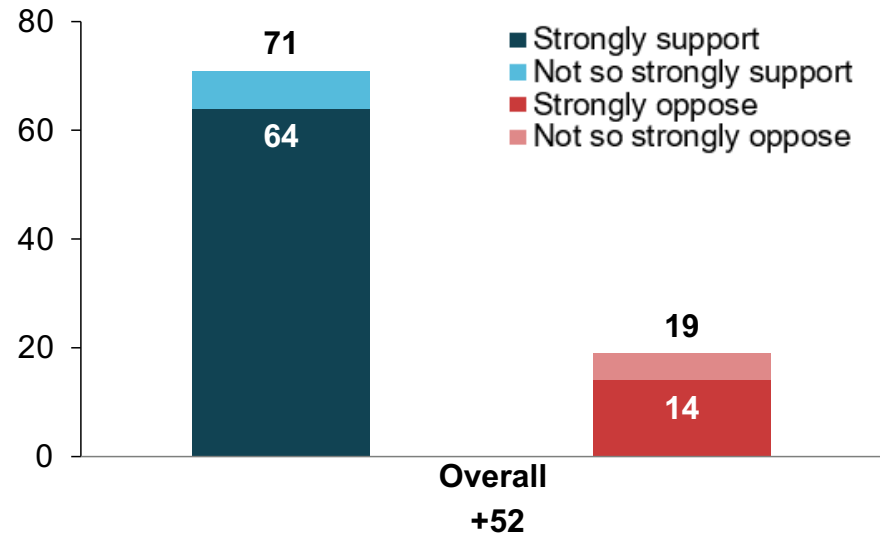
Repeal 2017 Tax Cuts

Would you support or oppose repealing the 2017 tax cuts that primarily benefited the wealthy and corporations so we can invest in additional COVID relief like survival checks?



Tax on people making > \$1M

Would you support or oppose raising taxes on people making more than \$1 million so they pay their fair share and we can invest in additional COVID relief like survival checks?



Both measures are strongly supported but raising taxes on millionaires has a much larger base of support.

Support for tax increase

Net Support	Overall	AZ	CA	GA	NV	NH	PA	WV
Repealing the 2017 tax cuts that primarily benefited the wealthy and corporations so we can invest in additional COVID relief like survival checks?	+29	+29	+34	+35	+30	+28	+27	+20
Raising taxes on people making more than \$1 million so they pay their fair share and we can invest in additional COVID relief like survival checks?	+52	+50	+47	+45	+56	+57	+60	+49

Even a 24-point majority of Republicans favor a tax on millionaires to fund additional COVID relief and survival checks.

Support for tax increase

Net Support	Overall	Dem	Rep	Ind	White men	White women	Af-Am	Hisp.	Check Recip	No Check
Repealing the 2017 tax cuts that primarily benefited the wealthy and corporations so we can invest in additional COVID relief like survival checks?	+29	+67	-7	+26	+14	+35	+51	+43	+38	+8
Raising taxes on people making more than \$1 million so they pay their fair share and we can invest in additional COVID relief like survival checks?	+52	+81	+24	+51	+43	+56	+68	+52	+60	+29



MAYORS FOR A
GUARANTEED
INCOME

TAX
MARCH

ALG|research

CONCLUSIONS

Poll Takeaways

- **Americans strongly support recurring stimulus checks, tied to the public health emergency or to economic conditions, by a nearly 2-to-1 margin. They understand the issue, and there isn't much room to convince them otherwise.** Majority support for recurring checks holds throughout message testing – even after negatives – and there is a powerful political argument for making checks automatic rather than leaving them up to Congress.
- **Voters prioritize additional stimulus checks by at least a 2-to-1 margin over the other potential elements of a recovery package.**
- **We have better messaging arrows in our quiver than our opponents.** All our tested messages are more convincing than the negative messages tested. As we make the case for recurring checks, housing should be part of our go-to message frame. It's the most-effective positive overall and among the gainers we pick up during the poll.
- **Voters of color begin and end as strong supporters, though they are more persuadable.**
- **Potential persuasion targets are broad – but our messages are effective across the board.** Most groups and demos shift when they only hear from one side or the other but largely revert to their original position once they hear from both sides. Gainers are disproportionately white women 50+, white Democrats 50+, white Republican women, and moderates.



Thank You

Kevin Akins

kevin@algpolling.com

904-891-2923

Ben Lenet

ben@algpolling.com

312-208-9844

ALGresearch