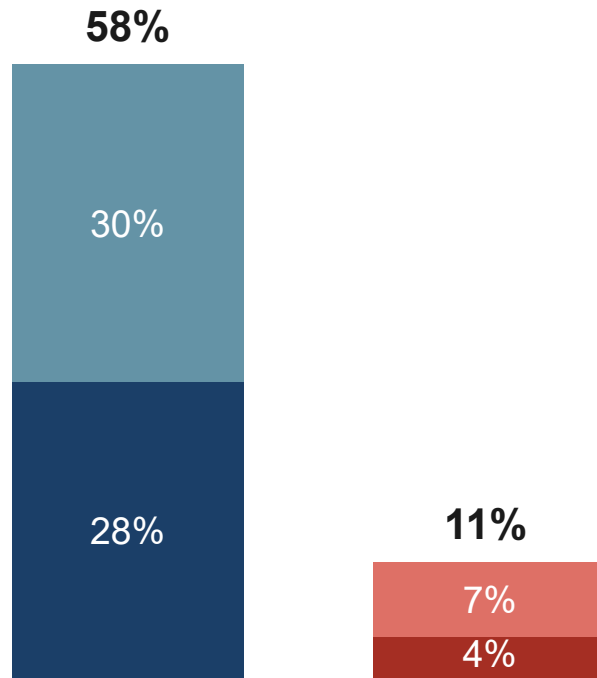


The Child Tax Credit is popular across demographic, partisan, and geographic lines.

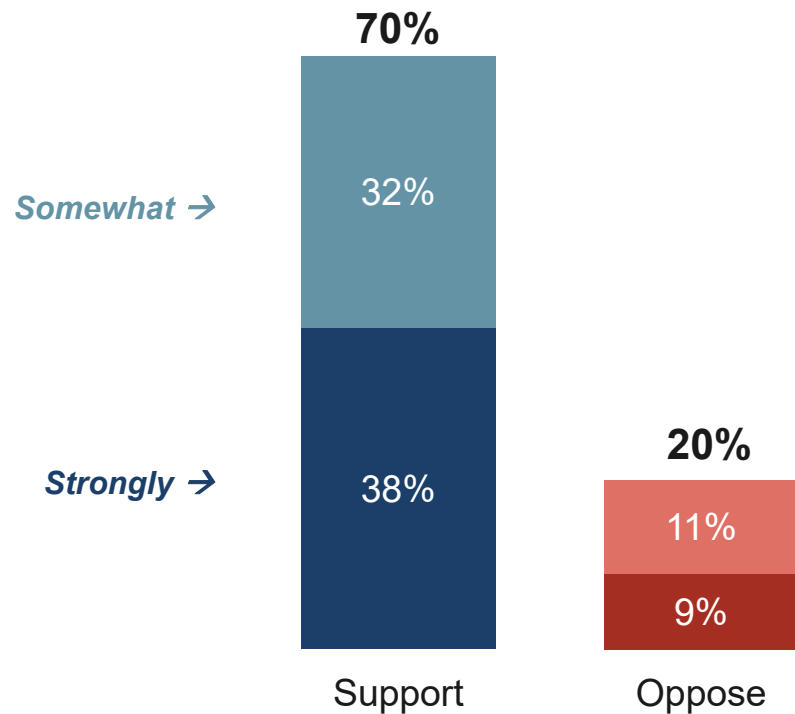
■ Very Fav
 ■ Somewhat Fav
 ■ Somewhat Unfav
 ■ Very Unfav



	Total Fav %	Total Unfav %
NE	56	11
South	57	14
Midwest	64	10
West	56	9
AZ/CO/NV/NM	57	10
ID/MT/UT/WY	63	14
White	58	12
Black	66	5
Hispanic	51	13
Parents	77	6
Democrats	67	6
Independents	52	12
Republicans	52	15
Rep. Parents	74	8
Rep. <50k	53	11
Rep. >50k	52	16
Biden voters	65	9
Trump voters	53	13
Men	58	11
Women	58	11

Expanding the Child Tax Credit enjoys strong support across party lines and in all regions.

There is a proposal to expand and improve the Child Tax Credit, to refund poor, working-, and middle-class families more money for each child under age 18, create a larger tax cut for families with children under age six, and make the credit fully available for all families with low incomes. Would you support or oppose expanding the Child Tax Credit?

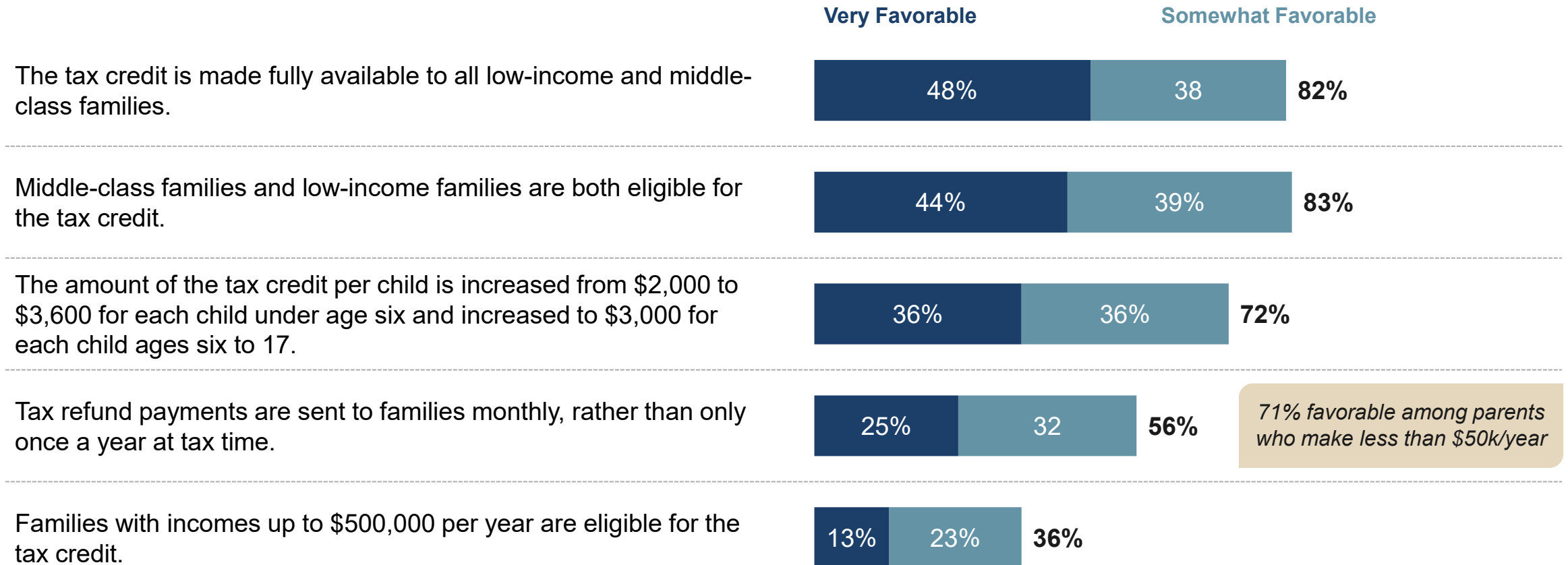


Democratic base groups strongly embrace CTC expansion, but so do key Republicans.

	Total Support %	Total Oppose %
Northeast	75	19
South	66	23
Midwest	72	17
West	70	20
Mountain West	71	21
White	68	21
Black	81	10
Hispanic	79	15
Parents	84	11
Age 18-34	83	11
Democrats	81	10
Independents	65	22
Republicans	60	30
Repub. Parents	77	17
White non-college	69	21

Broad eligibility is most appealing feature of CTC expansion.

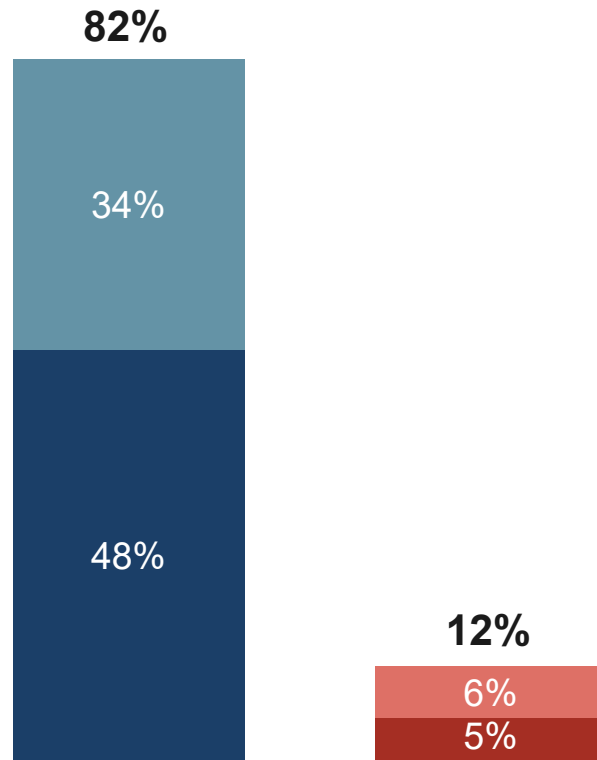
Feelings towards features of the Child Tax Credit.



Broad eligibility of expanded CTC is very appealing feature.

“The tax credit is made fully available to all low-income and middle-class families.”

■ Very Favorable
■ Somewhat Favorable
■ Somewhat Unfavorable
■ Very Unfavorable



	Total Favorable %
Northeast	87
South	78
Midwest	83
West	84
Mountain West	80
White	81
Black	83
Hispanic	90
Parents	88
Democrats	88
Independents	80
Republicans	77
Low-Turnout Dems	92
Rep. Parents	91
Rep. <50k	79
Biden voters	85
Trump voters	77

Strongest Messages in Support of CTC

Please indicate on a scale from zero to 10 how convincing a reason you feel each statement is to SUPPORT expanding the Child Tax Credit. You may use any number from zero to 10.

Total 8-10

[90% Essentials] Recipients of the Child Tax Credit spent 90% of the money on essentials like food, utilities, shelter, clothing, diapers, or education.



[Jobs] Studies show that the expanded Child Tax Credit would lead to the creation of 500,000 new American jobs and would help parents get back into the workforce by paying some childcare costs.



[Cuts Poverty] The Child Tax Credit dramatically reduces child poverty. When it was in effect in 2021, America's child poverty rate was cut in half.



[Above water] When the Child Tax Credit was expanded, it helped families keep their heads above water financially, reducing reliance on payday loans, pawn shops, and even selling their blood plasma.



[Afford] The Child Tax Credit makes the cost-of-living more affordable for America's families, which is how we strengthen the economy and grow the middle class.



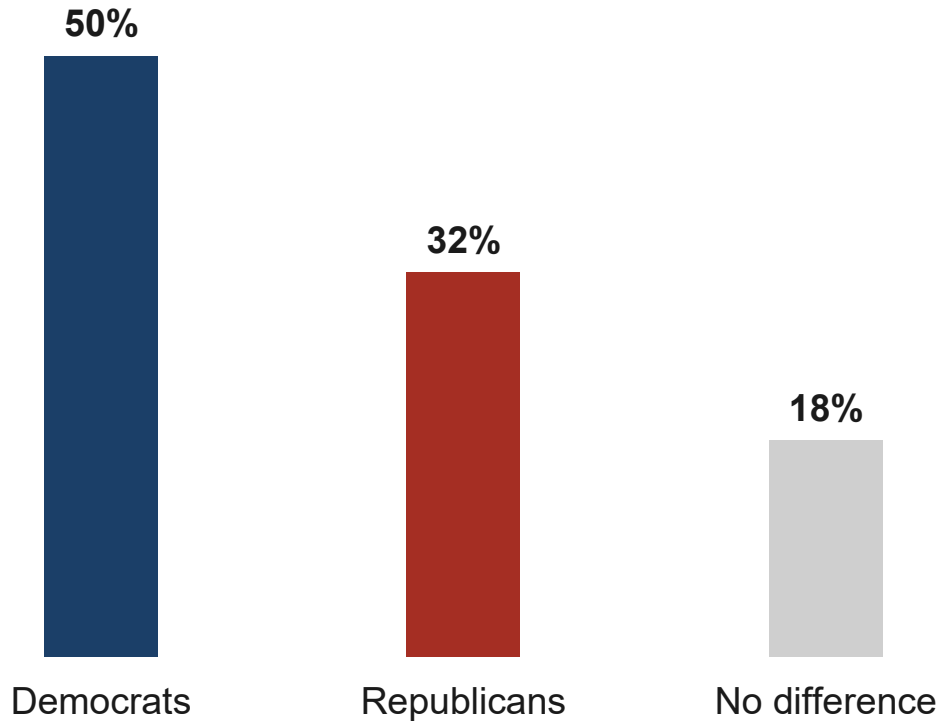
[Cong pay raise] Congress is trying to raise their own salaries by \$8,000, and if Congress gets a pay raise then surely parents deserve a Child Tax Credit of \$3,600



See Appendix for full results

Voters say Democrats do a better job than Republicans on supporting families with children.

Which party does a better job of supporting families with children?

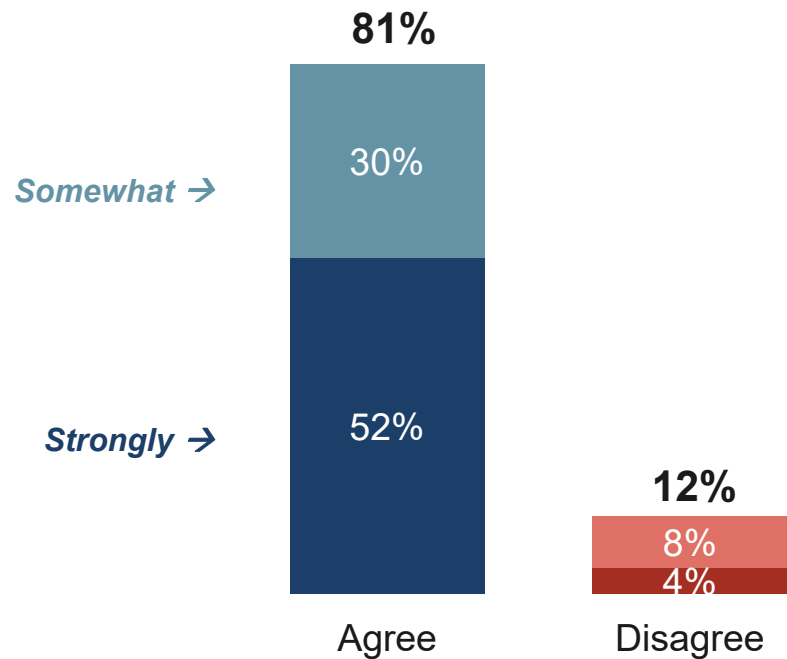


	Democrats %	Republicans %
Northeast	59	27
South	44	39
Midwest	48	35
West	52	23
Mountain West	41	26
18-34	59	28
35-49	44	34
50-64	50	28
65/older	48	38
Parents	53	33

Overwhelming agreement that Congress should not pass corporate tax cuts until they support families.

Too often, tax breaks for corporations get prioritized over tax relief for working-class and middle-class families. Congress should not pass any more tax breaks for big corporations unless they provide support for families too.

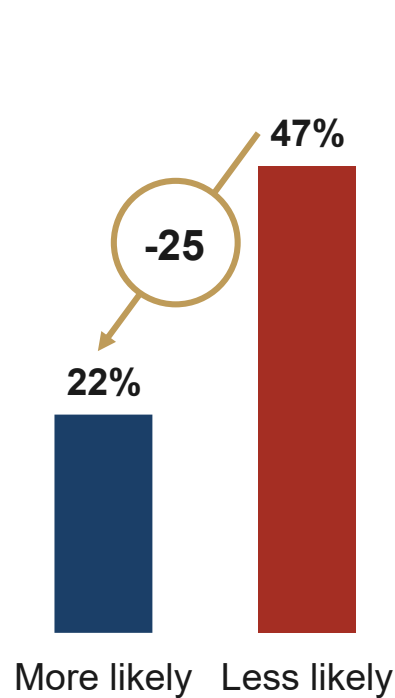
Do you agree or disagree with this statement?



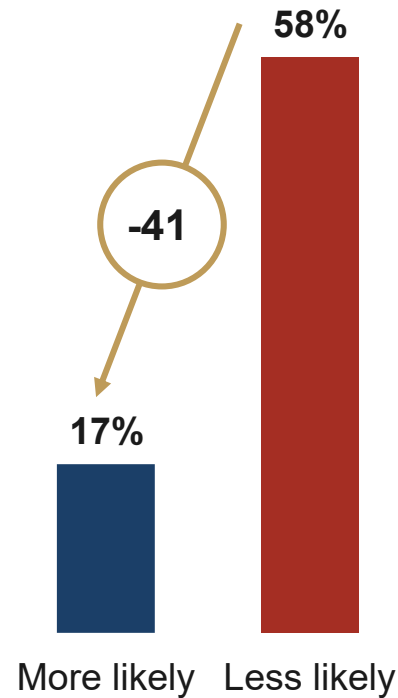
	Total Agree %	Total Disagree %
Northeast	84	9
South	79	14
Midwest	81	12
West	83	10
Mountain West	78	14
White	80	12
Black	85	7
Hispanic	86	9
Parents	85	8
Democrats	92	5
Independents	80	10
Republicans	71	18
Low-Turnout Dems	89	6
Repub. Parents	80	13
Repub. <50k	78	12
Repub. >50k	67	22

Opposition to CTC is political vulnerability, especially if contrasted with votes for tax cuts for wealthy & corporations.

Are you more likely or less likely to support a candidate who **opposed** expanding the Child Tax Credit?



Are you more or less likely to support a candidate who **supported** tax cuts for the wealthy and big corporations but **opposed** expanding the Child Tax Credit?



	CTC (net)	CTC/ Tax Cuts (net)
Liberal	-57	-64
Moderate	-28	-47
Conservative	+1	-17
Democrats	-49	-55
Independents	-27	-48
Republicans	-1	-25
Men	-29	-30
Women	-21	-50