



Promoting the Expanded Child Tax Credit

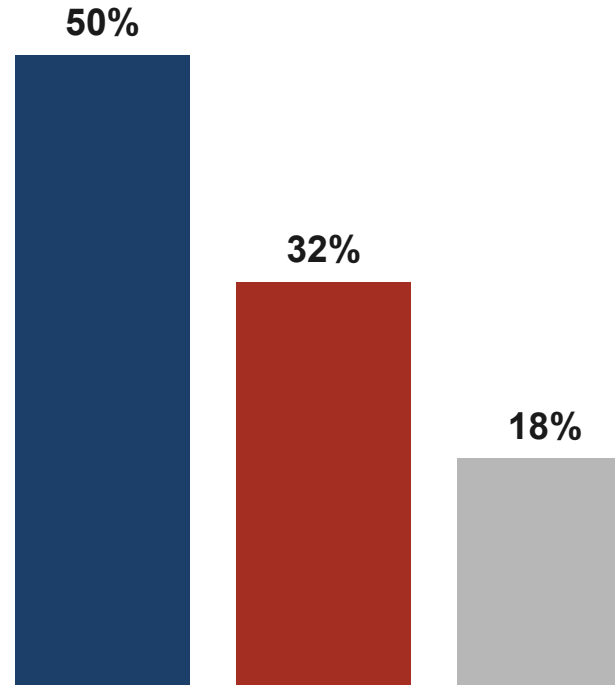
National survey of 1,421 registered voters, conducted August 31-September 5, 2023



Voters say Democrats do a better job than Republicans on supporting families with children.

Please indicate which party you think does a better job of supporting families with children.

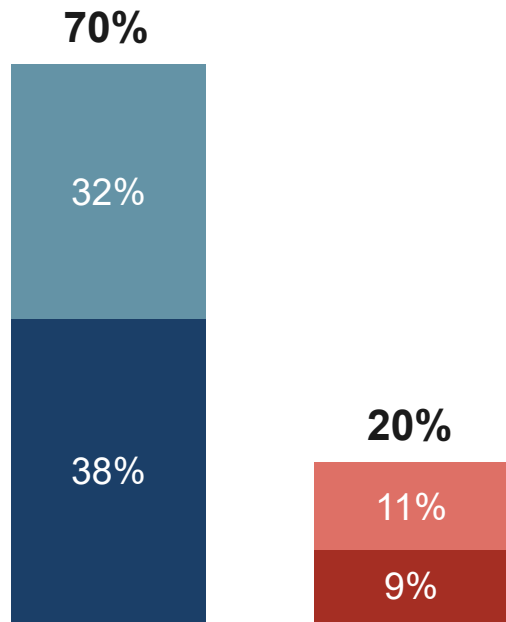
■ Democrats ■ Republicans ■ No difference



Support for the expanded CTC is very strong.

There is a proposal in Congress to expand and improve the Child Tax Credit, to refund poor, working-, and middle-class families more money for each child under age 18, create a larger tax cut for families with children under age six, and make the credit fully available for all families with low incomes. Based on what you just read, would you support or oppose expanding the Child Tax Credit?

■ Strongly Support ■ Somewhat Support
■ Somewhat Oppose ■ Strongly Oppose



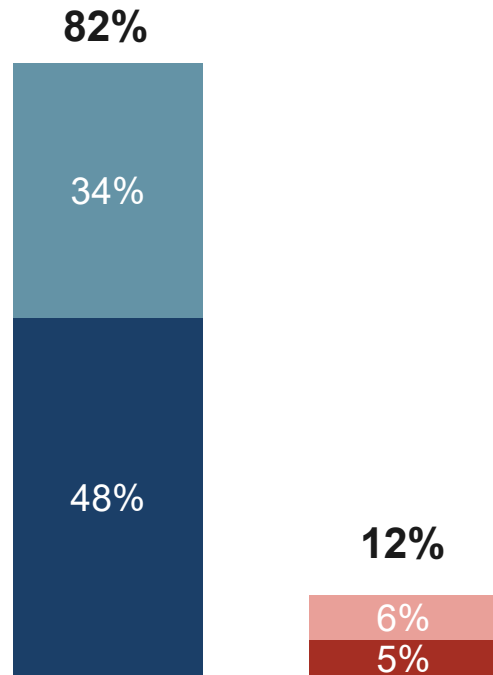
	Total Support %	Total Oppose %
Northeast	75	19
South	66	23
Midwest	72	17
West	70	20
Mountain West	71	21
White	68	21
Black	81	10
Hispanic	79	15
Parents	84	11

	Total Support %	Total Oppose %
Democrats	81	10
Independents	65	22
Republicans	60	30
Low-Turnout Dems	82	10
Repub. Parents	77	17
Repub. <50k	66	25
Repub. >50k	57	32

Broad eligibility expanded CTC is very appealing.

The tax credit is made fully available to all low-income and middle-class families.

■ Very Favorable ■ Somewhat Favorable
■ Somewhat Unfavorable ■ Very Unfavorable



	Total Favorable %
Northeast	87
South	78
Midwest	83
West	84
Mountain West	80
White	81
Black	83
Hispanic	90

	Total Favorable %
Democrats	88
Independents	80
Republicans	77
Low-Turnout Dems	92
Rep. Parents	91
Rep. <50k	79
Biden voters	85
Trump voters	77